

**MW NEWAY**

# Pig Valves

*Complete Solutions for Industrial Valves*



Cat.no.:E-PV-2008

# Table of Contents

## Introduction

### 1 Quality Commitment

### 2 How to Order

### 3 Product Introduction

### 4 ~ 5 Material Specifications

### 6 Working Sequences

### 7 Design Feature

### 8 Dimensions



## Complete Solutions for Engineered Valves

Being one of the leading valve manufacturer in the world, Neway exclusively specializes in the development of innovative designs, through intensive R&D programs and engineering excellence. We engineer and manufacture valve solutions for all industries.

Main product lines include Gate, Globe, Check, Butterfly and Ball valves. Neway's quality and innovative designs are recognized by many global users and EPC's. These products have been installed throughout the world, handling a wide variety of applications in the Gas, Oil, Refining, Chemical, Marine, Power Generation and Pipeline Transmission Industries.

## Neway Facilities

Neway's management groups are structured based on operating several plant. Neway valves are manufactured in 6 specialized manufacturing facilities, four in China, one in Mexico and the other in Saudi Arabia. Castings are sourced from Neway-owned specialized foundries. Of the company employs over 1700 people.

The company operates an intranet consisting of over 400 computers, running the most advanced R&D software including CAD, I-Deas, Pro-E, a number of CNC & machine centers and warehouse bar code management systems. We are one of the few valve manufacturers performing Enterprise Resource Planning (ERP), in-house fire safe and cryogenic tests, high pressure gas and low fugitive emission test.

## Quality Assurance

Neway's quality assurance is dedicated to the pursuit of zero defect valve supply to our customers. We have implemented a 6 sigma management process in order to continually improve our process and management control through the use of advanced statistical data analysis. Neway holds most of industrial valve manufacturing certificates, such as ISO 9001, CE/PED, TA-Luft, API 6A, API 6D, ABS, and API 607 Fire Safe certificate.

# Quality Commitment

ISO 9001

API 6D



API 6A



CE/PED



TALuft



ABS



API 591

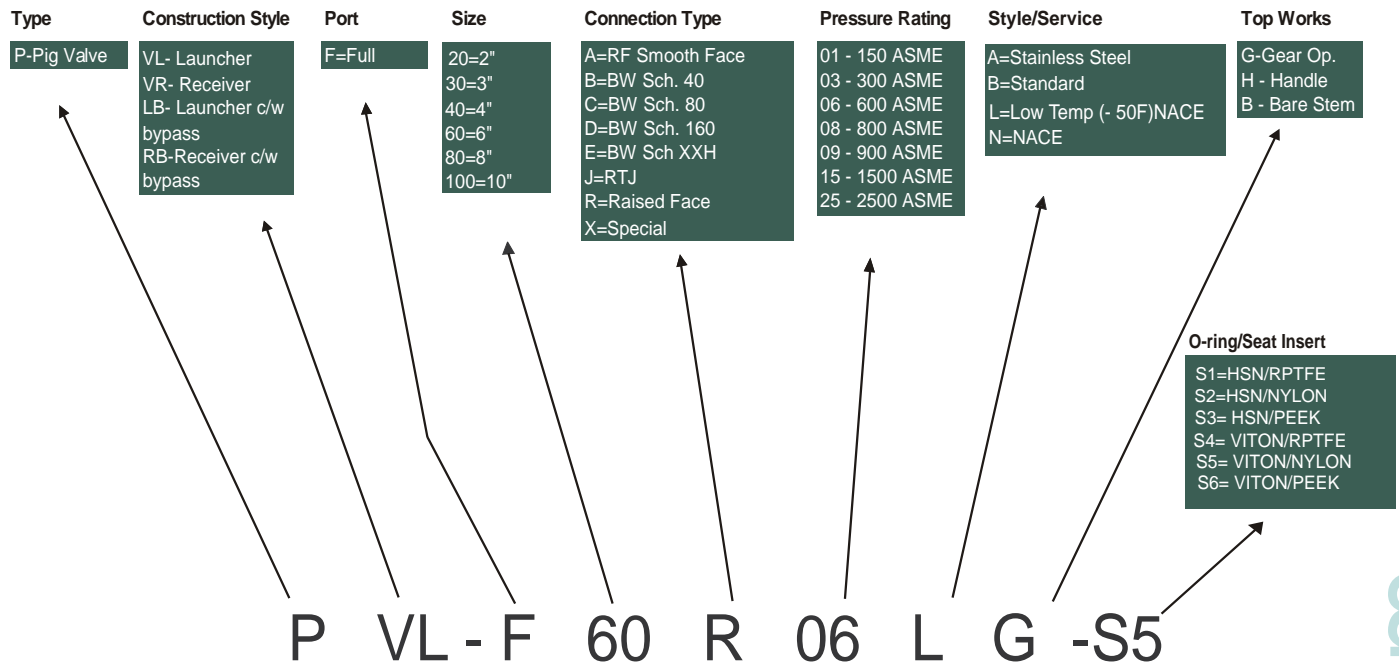


Fire Safe Test

Neway recognizes the importance of valve quality for the safety and protection of personnel health and property. It is our quality commitment to focus our resources to provide our customer's with first class products at a competitive price, that are designed, manufactured, inspected and tested in accordance with our customer's specifications and that comply with all international standards.

With respect to the facts that the current industrial standards do not always take into consideration the likelihood and consequences of possible deterioration in service, related to specific service fluids or the external environment in which they operate. Our customers are requested to keep an open line of communication with our engineering department to identify and implement standards, that will provide valves with the possibility of deterioration in service, so as to ensure safety over the valves expected lifetime.

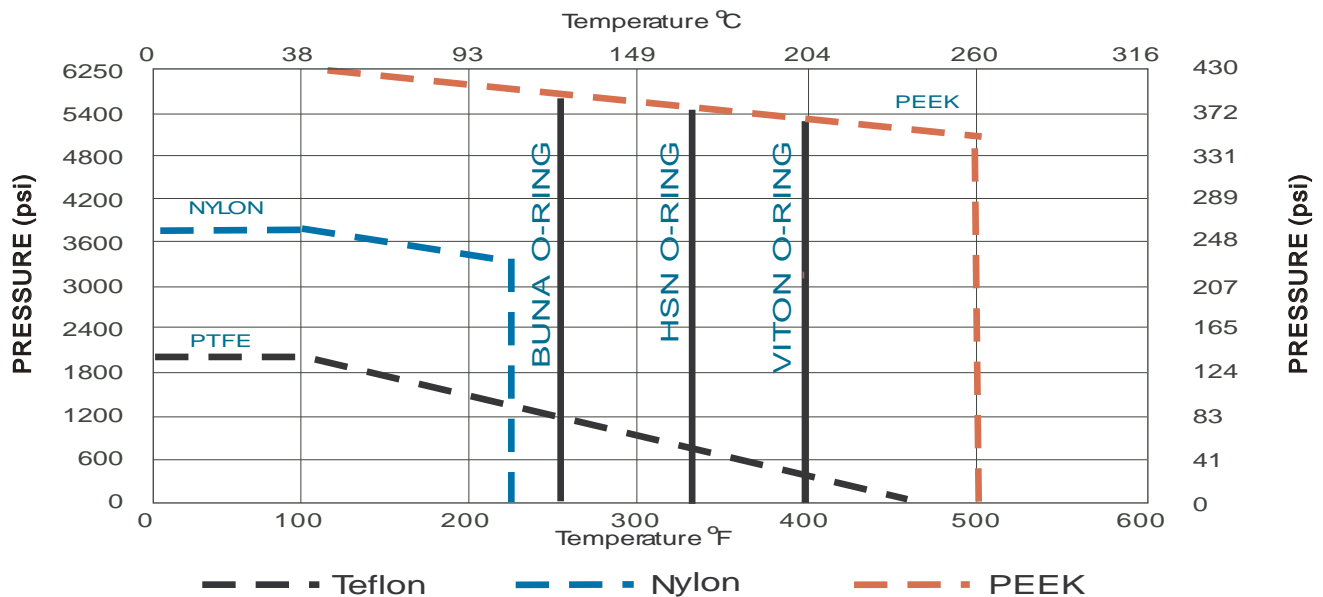
# How to Order



Therefore a **PVL-F60R06LG** is a  
Pigging Valve, Launcher, 6 inch, RF, 600 Class, Low Temp Nace Trim, Gear Op.

**O-ring/Seat Insert**  
S1=HSN/RPTFE  
S2=HSN/NYLON  
S3= HSN/PEEK  
S4= VITON/RPTFE  
S5= VITON/NYLON  
S6= VITON/PEEK

## Pressure / Temperature



Above ratings are for soft seal components Please consult ASME B16.34 for Body and Closure Pressure/Temperature ratings

# Product Introduction



Design




Finished Pig Valve

Pig valve, normally consists of Pig Launching & Pig Receiving valve, is a device to clean the internal pipe periodically, and it is especially widely used in Oil & Gas pipeline industry. Neway series pig valves are developed from our existing series BS forged steel 3PC trunnion mounted ball valves, and have the function of launching or receiving pig as well as all the natural function of standard pipe line ball valves. This field-tested pig valve offers durability and reliability service for oil and gas applications to improve the piping transportation efficiency. It can easily and safely use most of popular pig styles, either One-Piece Molded Pigs or Spherical Pigs that are intended for use in pig ball valves.

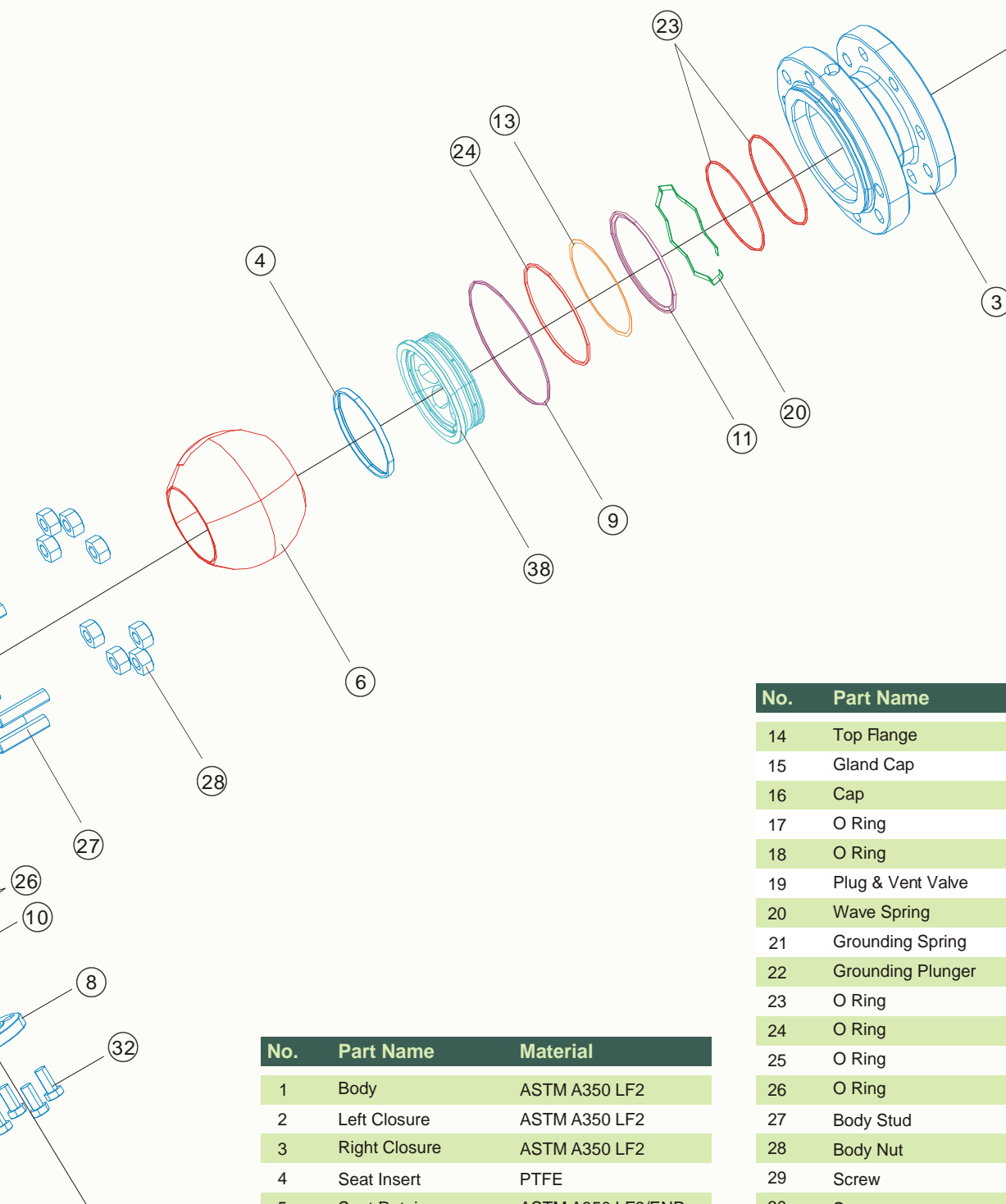
## Main Application:

- Clean the new installed pipe internal residue prior first commissioning.
- Internal pipe wall anti-rust and corrosion-resistant coating.
- Pipe regular maintenance to removal of liquid, wax and general cleaning.
- Isolation and transition of differential working media in same pipe.





# Material Specifications



No.	Part Name	Material
1	Body	ASTM A350 LF2
2	Left Closure	ASTM A350 LF2
3	Right Closure	ASTM A350 LF2
4	Seat Insert	PTFE
5	Seat Retainer	ASTM A350 LF2/ENP
6	Ball	ASTM A350 LF2/ENP
7	Stem	AISI 4140/ENP
8	Trunnion	ASTM A350 LF2/ENP
9	Body Gasket	316+Graphite
10	Gasket	316+Graphite
11	Spacer	PTFE
12	Packing	PTFE
13	Fire Safe Gasket	316+GRAPHITE

No.	Part Name	Material
14	Top Flange	ASTM A350 LF2
15	Gland Cap	ASTM A350 LF2
16	Cap	ASTM A350 LF2-N2
17	O Ring	HSN
18	O Ring	HSN
19	Plug & Vent Valve	Stainless Steel
20	Wave Spring	Inconel X-750
21	Grounding Spring	Stainless Steel
22	Grounding Plunger	Stainless Steel
23	O Ring	HSN
24	O Ring	HSN
25	O Ring	HSN
26	O Ring	HSN
27	Body Stud	ASTM A320 L7M
28	Body Nut	ASTM A194 7M
29	Screw	ASTM A320 L7M
30	Screw	ASTM A320 L7M
31	Gland Pin	Carbon Steel
32	Bolt	ASTM A320 L7M
33	Key	Carbon Steel
34	Pin	Carbon Steel
35	Injection	Stainless Steel
36	Injection	Stainless Steel
37	Handle	Carbon Steel
38	Seat Retainer	ASTM A350 LF2/ENP

Additional materials are available upon request.

# Design Features

Double O Ring Sealing to Prevent the Leakage From Stem Area.

Secondary Metal-to-Metal Sealing Perform When non-metal Sealing is damaged.

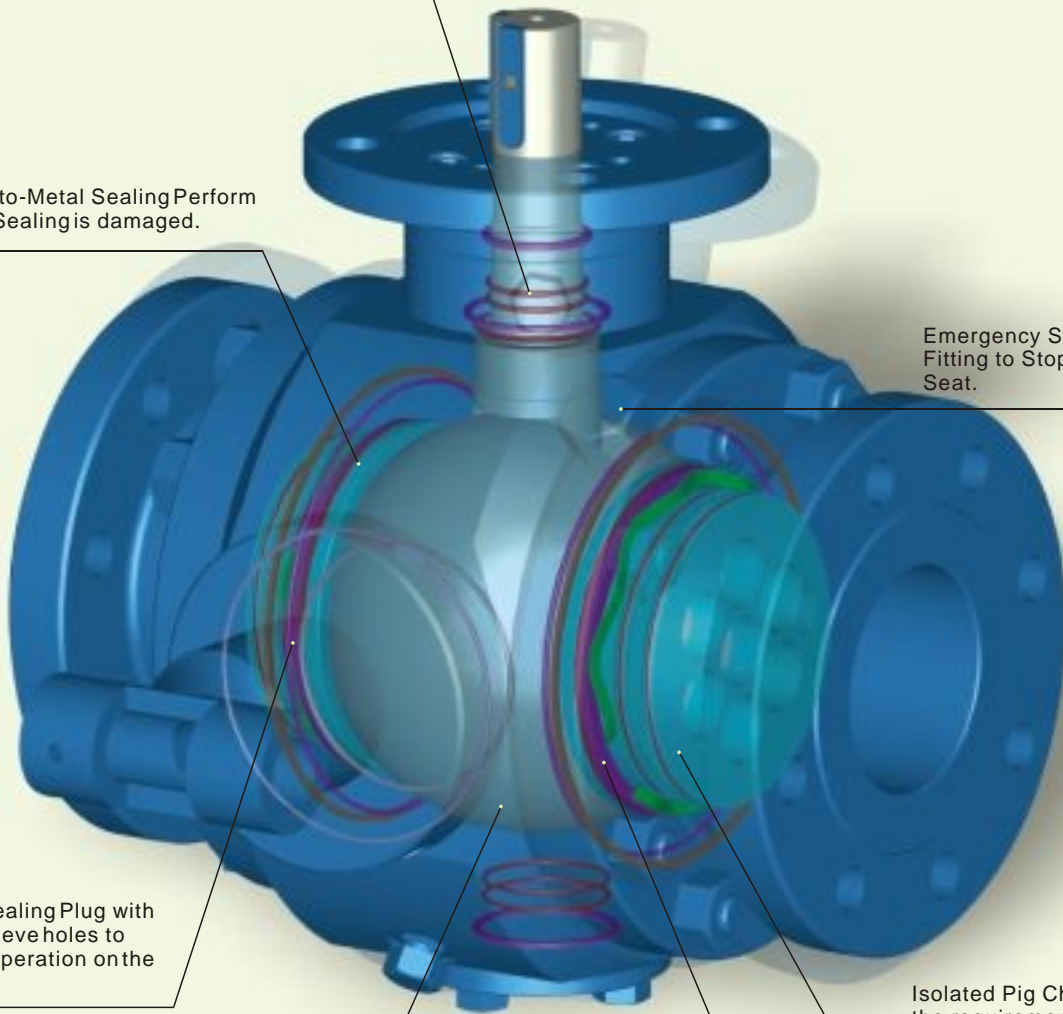
Emergency Seat sealant Injection Fitting to Stop Leakage From the Seat.

Double O-Ring Sealing Plug with Two Pressure-relieve holes to easy & Safe the Operation on the Field.

Trunnion mounted ball design to Extend seat life and reduce the Torque of operation.

Isolated Pig Chamber to eliminate the requirement for additional shut-off valve.

Energized Wave Spring Seats to ensure the Sealing even at low pressure.



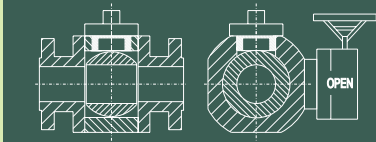
jagflo.com

# Working Sequences

## Pig Launching - Clockwise To Close

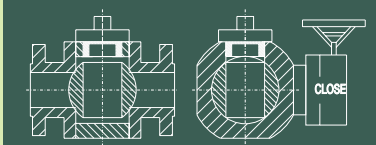
### Step 1

Valve in Open position  
Ensure no debris is or wax is trapped inside valve bore.




### Step 2

Close valve.  
Ensure both seats are sealing.  
Open body vent valve.



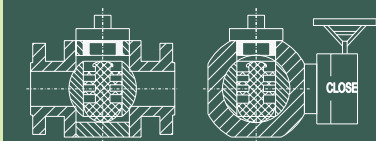
### Step 3

Remove cap closure.  
Insert pig into valve ball.



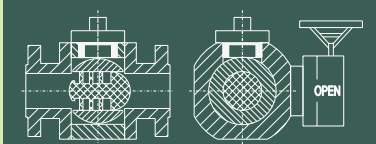
### Step 4

Screw cap into place.  
Close body vent valve.



### Step 5

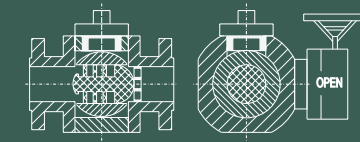
Open valve.  
Line pressure moves the pig downstream.



## Pig Receiving - Clockwise To Close

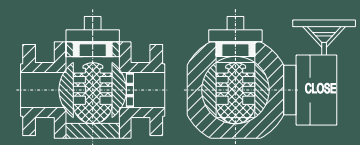
### Step 1

valve in open position  
Stopper on seat will stop pig.



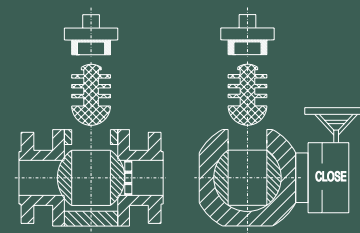
### Step 2

Close valve.  
Ensure both seats are sealing.  
Open Body vent valve.



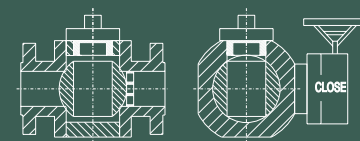
### Step 3

Remove cap closure .  
Remove pig from ball.



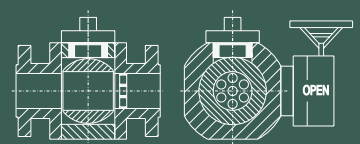
### Step 4

Screw cap closure into place.  
Close body vent valve.

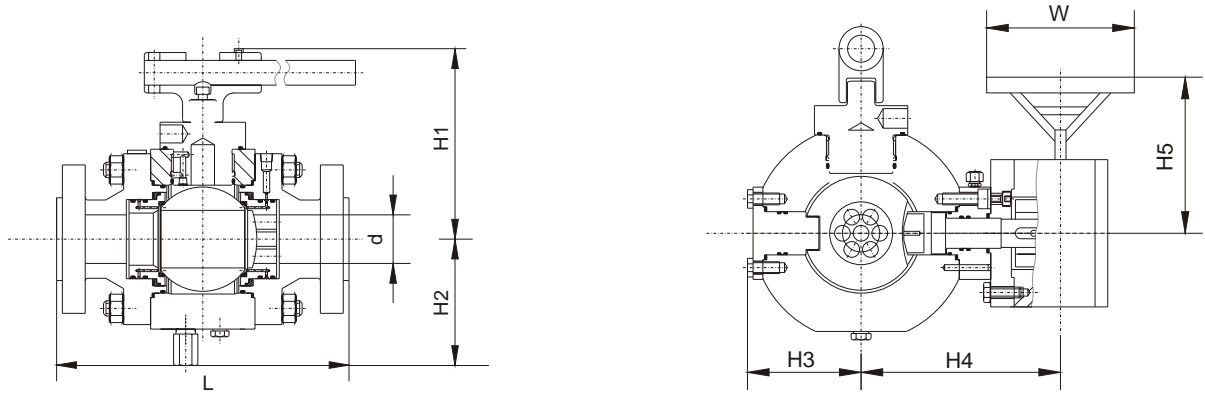


### Step 5

Open valve.



# Dimensions



## Dimensions

Dia Inch	ASME	End	Face to Face		H1		H2		H3		H4		H5		W	
	Class	Type	in	mm	in	mm	in	mm	in	mm	in	mm	in	mm	in	mm
2	150LB	RF	11.50	292	8.39	213	5.55	141	4.65	118	10.16	258	-	-	-	-
	150LB	RTJ	11.89	302	8.39	213	5.55	141	4.65	118	10.16	258	-	-	-	-
	300LB	RF	14.25	362	8.39	213	5.55	141	4.65	118	10.16	258	-	-	-	-
	300LB	RTJ	14.61	371	8.39	213	5.55	141	4.65	118	10.16	258	-	-	-	-
	600LB	RF	14.25	362	8.39	213	5.55	141	4.65	118	10.16	258	-	-	-	-
	600LB	RTJ	14.61	371	8.39	213	5.55	141	4.65	118	10.16	258	-	-	-	-
3	150LB	RF	12.76	324	11.46	291	6.22	158	5.24	133	8.98	228	8.58	218	11.81	300
	150LB	RTJ	13.11	333	11.46	291	6.22	158	5.24	133	8.98	228	8.58	218	11.81	300
	300LB	RF	14.02	356	11.46	291	6.22	158	5.24	133	8.98	228	8.58	218	11.81	300
	300LB	RTJ	14.13	359	11.46	291	6.22	158	5.24	133	8.98	228	8.58	218	11.81	300
	600LB	RF	14.02	356	11.46	291	6.22	158	5.24	133	8.98	228	8.58	218	11.81	300
	600LB	RTJ	14.13	359	11.46	291	6.22	158	5.24	133	8.98	228	8.58	218	11.81	300
4	150LB	RF	15.51	394	12.80	325	7.28	185	6.73	171	10.47	266	11.81	300	15.75	400
	150LB	RTJ	15.98	406	12.80	325	7.28	185	6.73	171	10.47	266	11.81	300	15.75	400
	300LB	RF	15.98	406	12.80	325	7.28	185	6.73	171	10.47	266	11.81	300	15.75	400
	300LB	RTJ	16.61	422	12.80	325	7.28	185	6.73	171	10.47	266	11.81	300	15.75	400
	600LB	RF	17.00*	432*	12.80	325	7.28	185	6.73	171	10.47	266	11.81	300	15.75	400
	600LB	RTJ	17.10*	435*	12.80	325	7.28	185	6.73	171	10.47	266	11.81	300	15.75	400
6	150LB	RF	17.99	457	14.76	375	9.13	232	9.17	233	13.19	335	17.72	450	23.62	600
	150LB	RTJ	18.39	467	14.76	375	9.13	232	9.17	233	13.19	335	17.72	450	23.62	600
	300LB	RF	18.90	480	14.76	375	9.13	232	9.17	233	13.19	335	17.72	450	23.62	600
	300LB	RTJ	19.37	492	14.76	375	9.13	232	9.17	233	13.19	335	17.72	450	23.62	600
	600LB	RF	22.00*	559*	14.76	375	9.13	232	9.17	233	13.19	335	17.72	450	23.62	600
	600LB	RTJ	22.10*	562*	14.76	375	9.13	232	9.17	233	13.19	335	17.72	450	23.62	600
8	150LB	RF	23.50	597	17.52	445	11.81	300	12.80	325	15.94	405	17.72	450	23.62	600
	150LB	RTJ	23.90	607	17.52	445	11.81	300	12.80	325	15.94	405	17.72	450	23.62	600
	300LB	RF	24.49	622	17.52	445	11.81	300	12.80	325	15.94	405	17.72	450	23.62	600
	300LB	RTJ	25.00	635	17.52	445	11.81	300	12.80	325	15.94	405	17.72	450	23.62	600
	600LB	RF	26.00*	660*	17.52	445	11.81	300	12.80	325	15.94	405	17.72	450	23.62	600
	600LB	RTJ	26.10*	663*	17.52	445	11.81	300	12.80	325	15.94	405	17.72	450	23.62	600

Notes: Face to Face Length that meet API Spec.'6D' are marked with (\*).

# Product Warranty

---

Seller will replace without charge or refund the purchase price of products provided by Seller which prove to be defective in material or workmanship, provided in each case that the product is properly installed and is used in the service for which Seller recommends it and that written claim, specifying the alleged defect, is presented to the Seller within 18 months from the date of shipment or 12 months after installation, whichever occurs first. Seller shall in no event bear any labor, equipment, engineering or other costs incurred in connection with repair or replacement. The warranty stated in this paragraph is in lieu of all other warranties, either expressed or implied. With respect to warranties, this paragraph states Buyer's exclusive remedy and seller's exclusive liability.